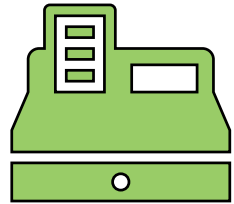


# FINANCIAL HIGHLIGHTS

## First Quarter Ended June 30, 2024



*Product Sales*

**\$24.7M**

**12.6%** *Prior Year Variance*




**401.4K**

*Transactions*

**\$58.28**


*Average Ticket Size*



*Gross Profit*

**\$12.0M**

**9.9%** *Prior Year Variance*



*Net Income*

**\$5.9M**

**15.0%** *Prior Year Variance*

*Gross profit does not account for expenses beyond the cost of goods sold; while net income accounts for all expenses incurred, such as salaries, depreciation, and rent.*

# SALES BY PRODUCT

First Quarter Ended June 30, 2024

